



MITM
WINDOWS
and DOORS

Energy-Efficient Vinyl Windows and Doors



About Us

Put a century of expertise to work for you

For over 100 years, TW Perry has been providing quality building materials in the mid-Atlantic region. We've become a leader in replacement windows and doors by delivering on our mission to provide customers with the products that they want, when they want them, and with the high-quality service they deserve.

TW Perry is here to help you adorn your home or office with high-quality windows and sliding-glass doors from our trusted manufacturing partner, MI Windows and Doors. Offering quality craftsmanship, stylish options, energy-efficient benefits, and a leading warranty, MI has grown to become one of the largest window manufacturers in America. We offer MI products that feature the optimal combination of energy efficiency, stylish options, and ease-of-use. No matter what type of product you're looking for, we've got you covered.

Contact one of our several locations in the Washington/Baltimore/Northern VA metro areas for a free estimate.



CUSTOMIZABLE OPTIONS

Homeowners and designers can express their unique sense of style and enhance curb appeal thanks to numerous aesthetic choices like woodgrain laminates, blinds-between-the-glass, and a variety of colors—including the very popular black interior. Our advanced color technologies allow for an ideal combination of the energy-efficient, low-maintenance benefit of vinyl products with traditional style options, which were previously only achievable with wood or aluminum materials.



BLACK INTERIOR

EXTERIOR COLOR CHOICES



WOODGRAIN INTERIOR



BLINDS-BETWEEN-THE-GLASS



STYLISH GRIDS



1650 Double-Hung Window





Our 1650 replacement double-hung window features superior styling, handcrafted quality, and long-term performance. Aesthetically beveled sashes and eight exterior color options complement energy-efficient design options such as insulated dual-pane glass and heavy-duty weatherstripping to help set our 1650 double-hung replacement windows apart. These advanced engineering and aesthetic details that go into every 1650 double-hung make it the ideal replacement window for any remodeling or renovation project.

FEATURES & BENEFITS

- 1 Welded, heavy-duty vinyl construction is low maintenance and yields a high structural performance
- 2 Multi-chamber frame with optional high-density foam provides an effective insulating barrier to keep interior temperatures comfortable year-round
- 3 Interlocking sash helps to reduce air infiltration
- 4 Warm-edge spacer system maximizes energy efficiency and improves seal performance of insulated glass units
- 5 True sloping sill optimizes water drainage and eliminates unsightly weep holes
- 6 Ergonomic full-length lift rails on both sash allow for ease of operation.
- 7 Mortised recessed cam locks create a strong, safe seal without interrupting sight lines.
- 8 Push-button vent stops keep the window secure even when partially opened, providing ventilation without sacrificing safety and security.
- 9 Balance channel covers create a clean, polished look.
- 10 Inverted-coil balances with detent clip prevent sash from drifting while providing smoother operation and lower operating force
- 11 Latching half screen featuring Clarity® mesh lets air in while keeping pests out, resulting in unobstructed views.





Complementary Windows

Select from our comprehensive product series to choose the right window for each space in your home. Choose between double-hung, double-slider, casement, awning, tilt/turn, basement, picture, architectural shape, and bay and bow windows as well as a sliding-glass door. Featuring a precision-welded, multi-chambered vinyl frame and sash with multi-pane insulated glass, our products enhance energy efficiency and help keep your home comfortable year round.

1665 AWNING



1685 DOUBLE-SLIDER



TILT/TURN



1675 CASEMENT



PICTURE WINDOW





2-PANEL

Complementary Sliding Glass Door

Best-in-class features:


- Saddle sill with heavy-duty dual rollers provides for easy operation
- Beveled exterior edge adds style and curb appeal to an already sleek design
- Interlock at meeting rail helps reduce air infiltration
- Dual tandem nylon wheels
- Raised rail to protect wheels from debris
- Sturdy, all-aluminum track

The 1615 sliding glass door is the ideal solution to help bring the outside in for any home remodeling or renovation project. Additional options such as blinds-between-the-glass and multiple interior and exterior color and hardware options allow you to customize the door to complement your unique sense of style.

Effortlessly blend interior and exterior spaces



3-PANEL



4-PANEL



6-PANEL



DECORATIVE OPTIONS *and* WARRANTY


COLOR OPTIONS

We offer a wide variety of color options to complement the interior or exterior style of your home. Classic extruded vinyl colors are enhanced by expertly applied interior woodgrains and rich-hued exterior finishes. The high-performance coatings provide low-maintenance, durable color while combining the look of wood-crafted windows with the energy-efficiency of vinyl.

Interior Palette



White Almond Black



Natural Oak Hillside Oak Colonial Cherry

Exterior Palette



White* Bronze Almond Cream Clay

*White exterior not available with almond interior



Silver* Cocoa Forest Green Black*

*Silver and black exteriors not available with woodgrain interiors

GRID OPTIONS

From simulated divided lite grids, which convey a historical look, to grids-between-the-glass, which allow for easy cleaning, our variety of grid options has something for everyone. Grids are available in numerous colors, sizes and patterns to help achieve your desired aesthetic.

Simulated Divided Lite




Available in White or Almond

Grids-Between-the-Glass

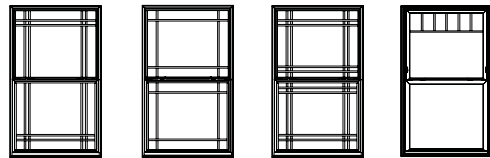


Flat Sculptured

Standard Grid Patterns



Colonial 4 over 1 3 over 1 Diamond Prairie by Window



Double Prairie by Window Prairie by Sash Double Prairie by Sash Craftsman

LIFETIME LIMITED WARRANTY

TW Perry windows are manufactured by MI Windows and Doors, one of the nation's largest suppliers of high-quality windows for remodeling, replacement, and new construction projects. For residential applications, MI provides a lifetime transferable warranty for the mainframe of windows in its replacement window series and a 20-year warranty for the insulated glass unit and components. MI also offers a glass breakage warranty for products in its replacement series of windows and doors. Please refer to the complete product warranty for full details.



www.twperry.com

Serving the Washington, DC and Baltimore areas and outlying suburbs.

GAITHERSBURG, MD | SILVER SPRING, MD
BALTIMORE, MD | ANNAPOLIS, MD | HYATTSVILLE, MD
SPRINGFIELD, VA | LEESBURG, VA

1-888-897-3779



AUTHORIZED DEALER

© 2020 MI Windows and Doors, LLC. All rights reserved.

www.miwindows.com